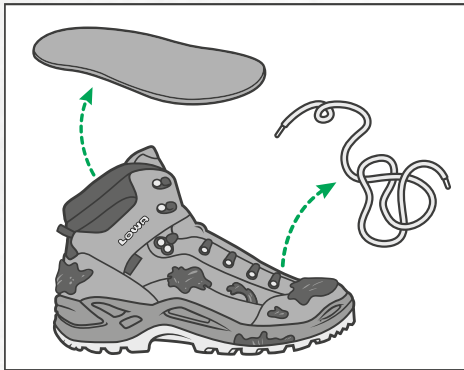
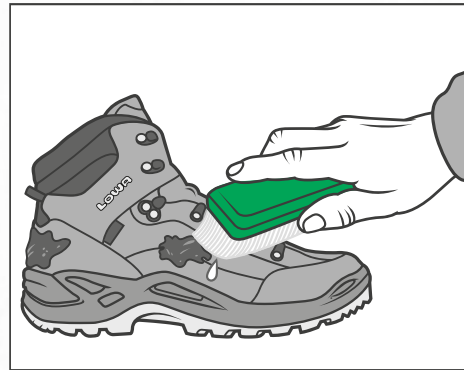


# Die richtige Pflegedurchführung

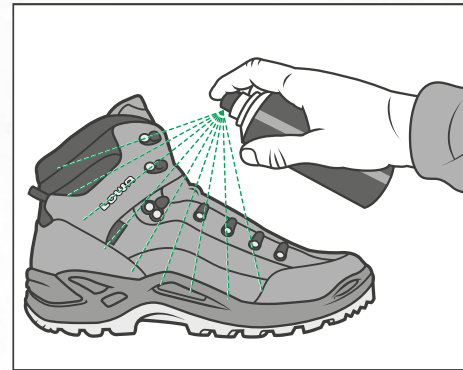
## The right care routine



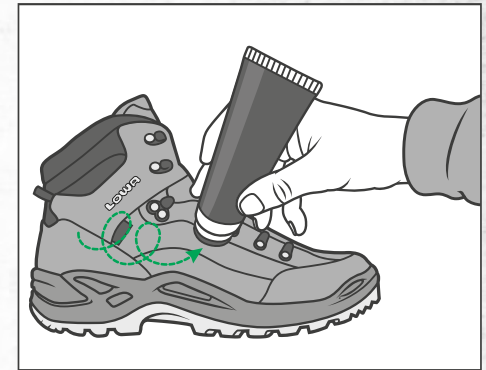
- 1** Einlegesohlen und Schnürsenkel entfernen  
Remove the insoles and laces



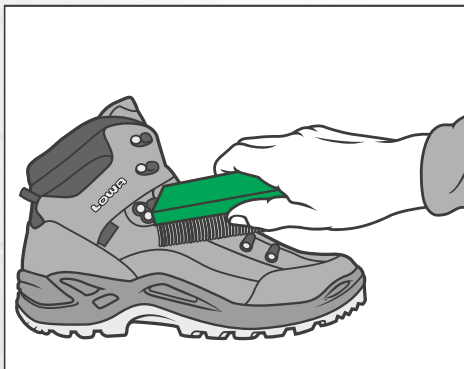
- 2** Reinigung mit lauwarmem Wasser, Reinigungsmittel und weicher Bürste  
Clean with lukewarm water, Shoe Clean and a soft brush



- 3** Vorimprägnieren  
Use waterproofing spray



- 4** Wachsen  
Wax




- 5** Einbürsten  
Work it into the surface with a brush



- 6** Bei Veloursleder-Modellen:  
Leichtes Aufrauen – Veloursoptik wiederherstellen  
For suede leather models:  
Roughen slightly – restore suede look



- 7** Wassertest – Wasser sollte abperlen  
Water test – water should be repelled



- 8** Erhalten der Schuhform  
Preserve boot shape

Eine ausführliche Pflegeanleitung finden Sie auf [www.lowa.com](http://www.lowa.com)

You will find detailed care instructions at [www.lowa.com](http://www.lowa.com)